



AESTHETICS



UNIVERSAL DESIGN

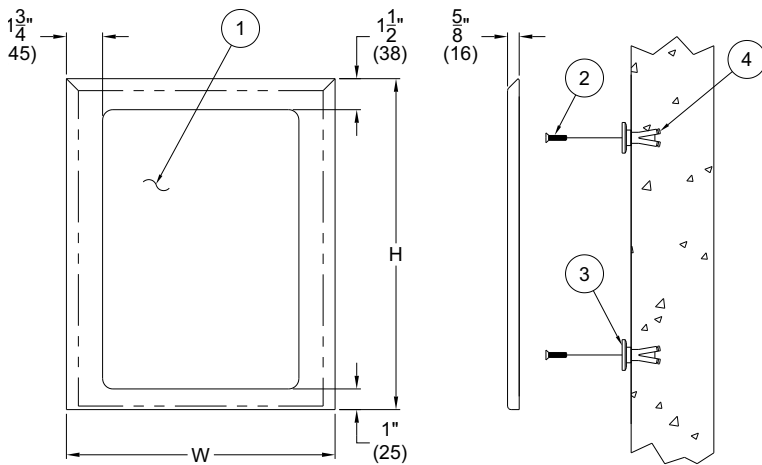


RETROFIT &  
NEW CONSTRUCTION

# BestCare<sup>®</sup>

## LIGATURE-RESISTANT MIRRORS

**NEW**

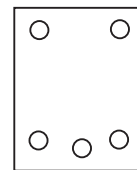


- 1.) Stainless steel mirror
- 2.) 1/4" -20 UNC mounting screws
- 3.) Wall mounting disk
- 4.) Wall mounting anchors

### MIRROR SIZES AVAILABLE:

- WH1850-SLPT 13" x 16" (/SS stainless steel version)
- WH1851-SLPT 16" x 26" (/SS stainless steel version)
- WH1852-SLPT 18" x 24" (/SS stainless steel version)
- WH1853-SLPT 20" x 37" (/SS stainless steel version)
- WH1854-SLPT 27" x 37" (/SS stainless steel version)


### INSTALLATION INSTRUCTIONS



**1** Place provided template on wall in desired spot to install mirror and mark



**2** Install the 5 mounting disks provided on to wall using mounting screws into wall anchors provided by others



**3** Align back side of mirror holes with mounting disks



**4** After attached to disks and height fine tuned, use allen wrench to lock bottom hardware, which will lock mirror to mounting disks



## Whitehall Manufacturing

Manufacturer of Healthcare and Rehabilitation Products since 1946

CONTACT US:

### Phone Number:

Tel: (800) 782-7706 or (626) 968-6681

Fax: (626) 855-4862

Email: [info@whitehallmfg.com](mailto:info@whitehallmfg.com)

[www.whitehallmfg.com](http://www.whitehallmfg.com)

### Street Address:

15125 Proctor Avenue

City of Industry, CA 91746 USA

L1001430  
0319



**MORRIS GROUP**  
INTERNATIONAL<sup>®</sup>  
[www.morrisgroup.co](http://www.morrisgroup.co)