



AESTHETICS



UNIVERSAL DESIGN

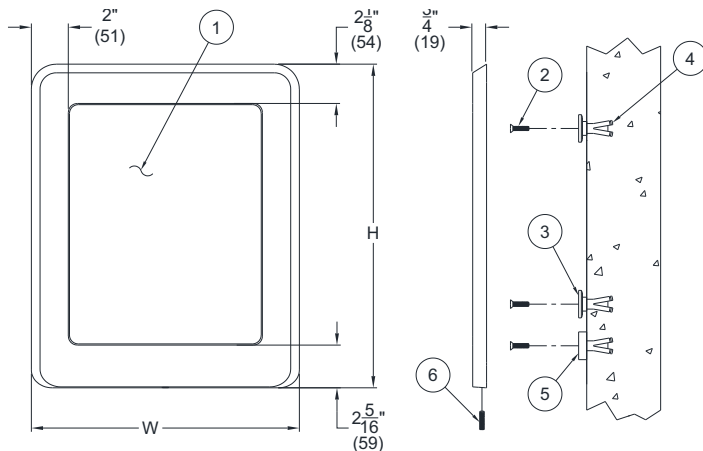


RETROFIT &
NEW CONSTRUCTION

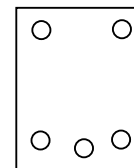
BestCare®

LIGATURE-RESISTANT SOLID SURFACE MIRRORS

NEW



INSTALLATION INSTRUCTIONS




1 Place provided template on wall in desired spot to install mirror and mark



2 Install the 5 mounting disks provided on to wall using mounting screws into wall anchors provided by others



3 Align back side of mirror holes with mounting disks



4 After attached to disks and height fine tuned, use allen wrench to lock bottom hardware, which will lock mirror to mounting disks

- 1.) Stainless steel mirror
- 2.) 1/4" -20 UNC mounting screws
- 3.) Wall mounting disk
- 4.) Wall mounting anchors (by others)
- 5.) Locking block
- 6.) Locking screw

MIRROR SIZES AVAILABLE:

WH1860	14-1/2" (368) x 17-1/2" (445)
WH1861	17-1/2" (445) x 27-1/2" (699)
WH1862	19-1/2" (495) x 25-1/2" (648)
WH1863	21-1/2" (546) x 38-1/2" (978)
WH1864	28-1/2" (724) x 38-1/2" (978)



Whitehall Manufacturing
Manufacturer of Healthcare and Rehabilitation Products since 1946

CONTACT US:

Phone Number:

Tel: (800) 782-7706 or (626) 968-6681

Fax: (626) 855-4862

Email: info@whitehallmfg.com

www.whitehallmfg.com

Street Address:

15125 Proctor Avenue

City of Industry, CA 91746 USA



MORRIS GROUP
INTERNATIONAL

www.morrisgroup.co

L1001454